

### My Labels:

My labels are printed in high resolution using digital technology on paper that is designed to withstand normal exposure to ice and water.

Description	Trim/Cut Size	Bleed
Small Water Bottle Label (10 oz.)	1.75" x 7.5"	.125" on all 4 sides
Medium Water Bottle Label (16.9 oz.)	1.4173" x 8.0938"	.125" on all 4 sides
Large Water Bottle Label (20 oz.)	1.69" x 9.031"	.125" on all 4 sides

### Submitting Artwork

Please send artwork as an attachment via email to [jay@jaythewaterguy.com](mailto:jay@jaythewaterguy.com). Once artwork is received, I will contact you within one business day.

FDA required information will be added by my art department at label setup. Changes made by you, the customer, after the initial label setup are subject to a \$50 per hour art charge. This charge is applied to changes of any kind that required additional time used by my art department.

### Digital File Requirements

- ◆ PDF or EPS with all fonts converted to outlines/curves (vector art).
- ◆ Other formats accepted are; JPG, TIF, or PSD (raster art).
- ◆ I am unable to accept any other file format. I CANNOT accept MS Word, Quark, Pagemaker, InDesign or MS Publisher files.
- ◆ Submit artwork that is at least 300 dpi for best printing results. Resolutions less than 300 dpi cause the label to look blurry and no one wants that! My art department prefers Illustrator or Photoshop files, but a high resolution JPEG or PDF will work too.
- ◆ Create all files in the specific print colors you desire Create files using process color (CMYK). Please DO NOT create using spot/custom colors).

### Let me help!


My art department can create or design a custom label for you. Please call me: 952-903-9249.

*Thank you. I appreciate your business!*

**Custom Water Works**  
9904 Oak Ridge Trail  
Hopkins, MN 55305

Phone: 952-903-9249  
Fax: 952-903-9247  
Email: [jay@jaythewaterguy.com](mailto:jay@jaythewaterguy.com)

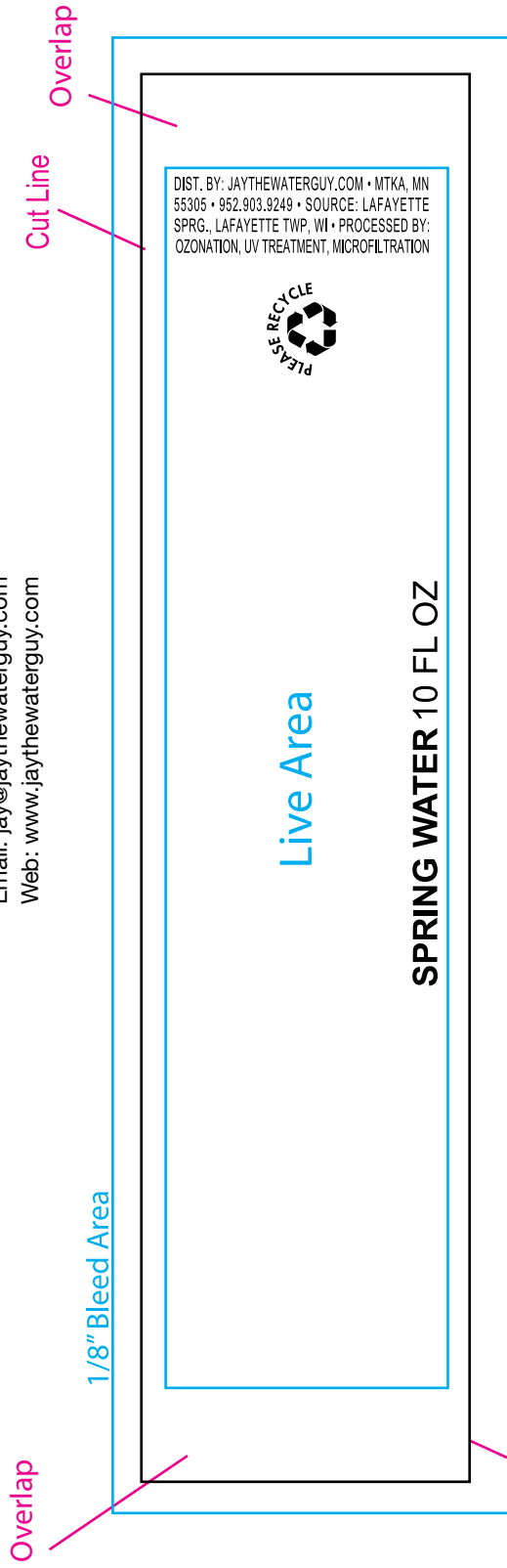




1.75" x 7.5"


**jay** THE WATER GUY

Phone: 952-903-9249  
Fax: 952-903-9247  
Email: [jay@jaythewaterguy.com](mailto:jay@jaythewaterguy.com)  
Web: [www.jaythewaterguy.com](http://www.jaythewaterguy.com)



Note the overlap areas at the ends of the label. Designs should be the exact same color/pattern in both overlap areas to ensure the label has a seamless flow.

The words "spring water" or "natural spring water" and bottle size **MUST BE** placed in the middle third panel of the label.



1.4173" x 8.0938"


**jay** THE WATER GUY

Phone: 952-903-9249

Fax: 952-903-9247

Email: [jay@jaythewaterguy.com](mailto:jay@jaythewaterguy.com)

Web: [www.jaythewaterguy.com](http://www.jaythewaterguy.com)



Note the overlap areas at the ends of the label. Designs should be the exact same color/pattern in both overlap areas to ensure the label has a seamless flow.

The words "spring water" or "natural spring water" and bottle size **MUST BE** placed in the middle third panel of the label.



1.69" x 9.031"

**jay** THE WATER GUY

Phone: 952-903-9249

Fax: 952-903-9247

Email: [jay@jaythewaterguy.com](mailto:jay@jaythewaterguy.com)

Web: [www.jaythewaterguy.com](http://www.jaythewaterguy.com)

Overlap

Cut Line

1/8" Bleed Area

Overlap

The detailed label design is contained within a blue-bordered box. It features a central 'Live Area' with the following content:

- Top text: DIST. BY: JAYTHEWATERGUY.COM • MTKA, MN 55305 • 952.903.9249 • SOURCE: LAFAYETTE SPRG., LAFAYETTE TWP, WI • PROCESSED BY: OZONATION, UV TREATMENT, MICROFILTRATION
- Recycling symbol: A circular logo with the text 'PLEASE RECYCLE' around it.
- Center text: **Live Area**
- Bottom text: **SPRING WATER 20 FL OZ (591mL)**

Annotations include 'Overlap' at the top and bottom edges, 'Cut Line' on the left and right sides, and '1/8" Bleed Area' at the bottom left corner.

Note the overlap areas at the ends of the label. Designs should be the exact same color/pattern in both overlap areas to ensure the label has a seamless flow.

The words "spring water" or "natural spring water" and bottle size **MUST BE** placed in the middle third panel of the label.

Cut Line